





Cost of Living Comparison for PAC-12 Schools

							
School	City	*Living Wage	Housing/Yr	**Required Income/Yr	*Living Wage	Housing/Yr	**Required Income/Yr
Washington State University	Pullman	\$10.27	\$6,528	\$21,353	\$12.63	\$9,192	\$52,529
Washington State University	Tri-Cities	\$10.40	\$6,780	\$21,640	\$12.90	\$10,200	\$53,677
Washington State University	Spokane	\$10.31	\$6,612	\$21,499	\$12.97	\$10,428	\$53,937
Washington State University	Vancouver	\$12.91	\$11,352	\$26,850	\$14.19	\$14,904	\$59,037
University of Oregon	Eugene	\$11.23	\$6,768	\$23,360	\$13.20	\$10,668	\$54,924
University of Arizona	Tucson	\$10.74	\$6,600	\$22,331	\$12.91	\$10,404	\$53,719
Oregon State University	Corvallis	\$11.59	\$7,428	\$24,112	\$13.34	\$11,160	\$55,485
University of Utah	Salt Lake	\$11.48	\$7,704	\$23,882	\$13.05	\$11,880	\$54,297
University of Colorado	Boulder	\$13.35	\$10,860	\$27,771	\$14.81	\$14,880	\$61,617
Arizona State University	Tempe	\$11.22	\$7,488	\$23,343	\$13.17	\$11,328	\$54,772
University of Washington	Seattle	\$13.88	\$13,116	\$28,860	\$15.18	\$18,528	\$63,167
University of California LA	Los Angeles	\$13.54	\$11,856	\$28,157	\$15.65	\$18,540	\$65,093
University of California Berkeley	Berkeley	\$16.48	\$17,200	\$34,269	\$17.71	\$26,076	\$73,680
University of S. California	Los Angeles	\$13.54	\$11,856	\$28,157	\$15.65	\$18,540	\$65,093
Stanford University	San Fran	\$19.63	\$22,980	\$40,833	\$20.49	\$36,216	\$85,235

*Living wage is the hourly rate an individual must earn to support self or self and family
 **Required annual income (pre-tax) includes food, child care, medical, housing, and transportation
 ***Family = 2 adults and 1 child, both adults working



Cost-of-Living Comparisons for PAC-12 Schools

The **Living wage** is a model for measuring the hourly rate you must earn if you are the sole provider and working full time. The Living Wage is defined as the wage needed to cover basic family expenses plus all relevant taxes. Basic expenses calculated include food, housing, child care, insurance premiums and healthcare costs, transportation, taxes, and other necessities.

The **Minimum Wage** is established by federal, state, and local governments to indicate the lowest wage an employer may legally pay their workers. States can set their minimum wage higher than the federal minimum.

University	City	Living Wage for 1 Adult	State Minimum Wage	State Income Tax
Washington State University	Pullman	\$10.27	\$11.50	No
Washington State University	Tri-Cities	\$10.40	\$11.50	No
Washington State University	Spokane	\$10.31	\$11.50	No
Washington State University	Vancouver	\$12.91	\$11.50	No
University of Oregon	Eugene	\$11.23	\$10.25	Yes
University of Arizona	Tucson	\$10.74	\$10.50	Yes
Oregon State University	Corvallis	\$11.59	\$10.25	Yes
University of Utah	Salt Lake	\$11.48	\$7.25	Yes
University of Colorado	Boulder	\$13.35	\$10.20	Yes
Arizona State University	Tempe	\$11.22	\$10.50	Yes
University of Washington	Seattle	\$13.88	\$11.50	No
University of California LA	Los Angeles	\$13.53	\$11.00	Yes
University of California Berkeley	Berkeley	\$16.48	\$11.00	Yes
University of S. California	Los Angeles	\$13.53	\$11.00	Yes
Stanford University	San Fran	\$19.63	\$11.00	Yes